

New England Regional IDPA Championship

August 15 & 16, 2009

All Shooters




CDP Champion: Mark Redl CDP - Master 271.07 (29)
 ESP Champion: Chris Szczygiel ESP - Master 256.72 (48)
 SSP Champion: David Dolio SSP - Master 262.20 (53)
 ESR Champion: Joe Linskey ESR - Master 330.05 (48)
 SSR Champion: Craig Buckland SSR - Master 283.12 (48)

High Senior: Chris Szczygiel ESP - Master 256.72 (48)
 High Lady: Laura Torres-Reyes SSP - Expert 370.44(120)
 High Law Enforcement: Lewis Gordon ESP - Expert 285.60 (45)
 High Industry: Mark Redl CDP - Master 271.07 (29)
 High International: Massimo Novati ESP - Expert 408.36 (95)
 High Military: Laura Torres-Reyes SSP - Expert 370.44(120)
 Most Accurate: Mark Redl CDP - Master 271.07 (29)

Match --- Penalties ---

Score	PD	NT	PE	FN	FTDR	Stage 1	Stage 2	Stage 3	Stage 4	Stage 5	Stage 6	Stage 7	Stage 8	Stage 9	Stage 10	Stage 11	Stage 12	Stage 13	Stage 14	Stage 15	Stage 16																
CDP - Master																																					
DC Redl, Mark	271.07	29	1	0	0	26.51	3	16.80	1	5.36	3	15.77	4	8.94	6	4.61	0	20.82	1	10.44	4	13.94	0	21.05	0	19.94	0	17.88	0	21.96	1	19.60	1	30.43	4	17.02	1
1 Nuttelman, JJ	300.11	70	0	2	0	16.92	2	18.10	1	6.67	0	16.97	3	7.76	3	4.86	0	24.57	6	15.06	10	15.20	6	16.56	6	29.81	5	23.14	10	17.32	1	23.73	4	40.09	9	23.35	4
CDP - Expert																																					
1 Steskla, Brian	296.09	73	0	0	0	20.98	3	21.05	1	6.84	6	19.68	8	8.99	6	5.03	0	24.88	8	10.16	4	16.15	6	15.47	2	27.45	0	21.78	8	19.04	5	20.77	7	37.20	7	20.62	2
2 Bold, David	298.30	71	0	0	0	14.84	3	24.99	5	6.02	6	14.91	3	11.50	3	5.78	2	23.37	4	14.17	6	16.89	5	12.47	0	20.81	0	20.87	6	19.87	5	20.44	4	47.22	15	24.15	4
3 Allen, Charles	334.05	127	1	2	1	23.50	12	25.61	4	3.07	0	19.42	6	6.43	3	5.46	1	24.28	7	13.72	5	15.47	7	21.44	19	28.75	7	30.34	18	22.82	13	29.98	9	42.28	12	21.48	4
4 Macgray, Andrew	383.46	140	1	0	5	28.60	5	31.94	5	4.52	1	17.19	0	12.74	10	5.68	0	70.27	81	14.50	3	22.25	12	17.66	0	24.58	2	21.33	7	19.95	5	25.86	4	41.06	3	25.33	2
CDP - Sharpshooter																																					
1 Zaniboni, Charles	336.05	122	1	0	1	22.36	3	27.00	8	3.01	0	20.16	10	11.79	7	7.52	5	30.20	16	16.23	5	16.20	4	16.47	2	33.44	19	22.17	7	25.56	7	22.26	9	41.22	14	20.46	6
2 Richards, William	366.81	100	1	3	0	24.05	6	17.69	2	8.76	1	26.58	9	10.90	4	6.59	0	27.05	4	19.64	9	18.50	10	17.29	3	31.82	3	28.58	14	24.17	4	34.89	8	45.88	20	24.42	3
3 Williams, Tom	373.65	64	0	0	1	24.11	4	26.16	5	5.09	2	17.42	1	10.24	7	6.99	2	32.75	1	14.61	4	18.59	5	25.64	4	29.35	3	25.80	10	35.12	0	32.03	10	44.38	3	25.37	3
4 Janazzo, Kevin	403.59	94	2	0	0	25.65	7	24.42	5	11.63	1	21.56	4	11.08	6	11.08	5	31.86	2	14.14	1	19.83	7	18.38	2	33.03	5	29.00	8	26.37	3	38.83	10	56.13	27	30.60	1
5 Stimpert, Scott	405.27	119	0	3	0	25.40	8	25.82	10	11.14	12	27.22	6	11.34	7	7.73	1	33.93	4	16.61	5	21.00	10	19.13	4	31.84	1	27.92	10	24.87	6	24.49	5	62.03	19	34.80	11
6 Thorpe, Bill	416.37	76	0	0	0	24.10	4	28.33	4	11.75	16	30.62	12	11.08	7	7.63	1	32.32	1	15.08	4	18.27	0	24.77	4	29.05	5	34.80	1	30.31	1	32.75	5	53.54	9	31.97	2
7 Barresi, Doug	427.74	102	0	1	0	38.08	15	28.11	1	6.65	1	29.11	12	8.20	1	5.95	0	31.99	3	16.68	6	29.16	16	20.10	0	27.53	2	28.45	17	27.22	2	42.68	12	61.42	10	26.41	4
Stettmeier, Edward	DNF																																				
Sears, Robert	DQ																																				
CDP - Marksman																																					
1 Whyte, Peter	537.28	95	1	2	3	33.53	2	42.83	1	6.76	5	26.64	3	13.78	6	9.66	0	40.48	1	18.96	11	29.55	10	26.52	3	38.03	2	63.56	24	32.24	0	44.37	8	76.13	10	34.24	9
CDP - Novice																																					
1 Littlejohn, David	533.13	133	1	4	1	38.26	10	48.89	11	6.48	5	45.38	8	8.30	2	10.84	3	37.61	14	21.92	7	27.41	15	20.36	7	43.82	3	43.09	16	44.18	0	37.70	9	56.19	19	42.70	4
2 Edwards, Larry	718.14	123	2	14	0	55.87	7	53.26	5	11.41	2	41.30	6	25.09	17	9.03	0	58.57	4	21.35	6	34.27	10	42.41	2	46.80	8	58.19	12	47.06	6	59.12	4	90.38	27	64.03	7



New England Regional IDPA Championship

August 15 & 16, 2009



All Shooters

Match
Score

--- Penalties ---

PD NT PE FN FTDR Stage 1 Stage 2 Stage 3 Stage 4 Stage 5 Stage 6 Stage 7 Stage 8 Stage 9 Stage 10 Stage 11 Stage 12 Stage 13 Stage 14 Stage 15 Stage 16

ESP - Master

DC	Szczygiel, Chris	256.72	48	0	0	0	0	16.49	2	16.34	3	12.20	17	16.55	0	7.16	1	6.09	0	18.40	1	10.00	3	15.56	5	13.18	1	20.27	5	16.17	1	15.84	0	22.61	5	32.10	2	17.76	2
1	Botelho, Scott	256.87	73	0	0	1	0	12.77	0	15.95	2	6.09	6	16.70	7	7.70	3	4.90	0	30.96	18	11.47	6	13.28	0	11.25	2	16.22	2	21.78	8	17.94	2	21.26	6	30.54	7	18.06	4
2	Drager, Doug	274.52	107	1	1	0	0	14.42	4	16.18	6	5.66	4	18.63	9	8.79	6	5.05	1	21.39	6	15.03	15	15.18	2	16.09	8	18.14	2	27.40	9	18.48	5	20.62	5	33.56	17	19.90	8

ESP - Expert


1	Gelberger, Gene	268.87	68	0	0	0	0	12.91	1	20.02	2	5.29	2	16.07	5	11.98	14	5.22	0	15.58	2	13.90	7	16.09	5	12.64	1	22.36	1	19.45	4	18.55	3	25.01	8	34.78	11	19.02	2
2	Gordon, Lewis	285.60	45	0	1	0	0	17.90	0	15.50	2	4.46	3	13.47	2	7.58	8	5.98	1	20.83	9	11.30	4	17.26	2	14.08	3	19.11	1	35.72	1	19.91	0	27.25	3	38.14	6	17.11	0
3	Rueffert, Ken	302.44	97	1	0	0	0	16.16	6	18.47	4	9.30	11	25.78	7	8.13	5	5.71	0	25.20	15	12.19	5	18.55	7	15.85	3	19.46	1	19.95	3	24.96	9	24.02	7	37.79	10	20.92	4
4	Haberern, John	313.78	127	0	0	1	0	22.74	9	20.51	3	5.87	6	21.59	10	9.47	6	6.45	2	36.47	30	14.09	12	24.50	17	15.28	3	19.81	5	22.79	4	19.05	2	21.79	3	33.53	11	19.84	4
5	Korytko, Anthony	324.01	77	0	0	0	0	21.86	9	22.98	5	3.57	0	19.95	8	9.73	5	7.27	0	24.61	3	16.87	9	19.53	8	17.46	1	21.73	0	22.32	2	23.11	2	33.50	11	35.70	3	23.82	11
6	Picard, Theodore	332.43	87	0	0	0	0	24.56	8	18.45	1	3.88	0	28.84	28	9.17	6	5.52	0	28.28	3	12.07	2	19.44	6	18.37	5	20.32	2	26.86	4	27.21	2	25.08	5	37.93	5	26.45	10
7	Scahill, Frank	332.69	93	1	2	0	0	20.27	8	25.59	11	11.96	11	19.47	10	12.16	9	6.46	2	26.57	12	10.11	2	16.75	4	20.01	3	32.97	1	20.09	2	20.91	4	27.12	10	39.70	2	22.55	2
8	Pastrana, Joe	344.17	47	0	2	0	0	19.19	1	25.75	1	4.57	1	23.72	6	9.74	4	6.42	2	23.56	1	14.38	1	20.87	4	23.88	2	22.36	3	27.89	7	23.23	2	24.02	1	51.98	8	22.61	3
9	Lafreniere, Judith	372.14	76	2	0	0	0	23.28	0	28.74	2	7.85	5	28.85	8	15.75	14	8.26	1	29.40	7	12.18	2	21.73	5	17.42	2	22.46	4	29.22	4	22.19	3	27.94	4	47.35	9	29.52	6
10	Novati, Massimo	408.36	95	0	1	2	0	29.38	4	34.93	3	3.91	0	22.93	6	8.27	4	5.30	0	28.01	13	15.28	7	19.25	9	15.57	5	23.92	1	24.57	5	42.00	0	56.01	13	44.99	13	34.04	12
	Robertson, Terrance	DQ																																					

ESP - Sharpshooter

1	Davidson, Tad	306.11	86	0	2	0	0	20.87	4	21.67	10	10.11	11	20.89	4	8.37	6	5.17	0	25.22	15	11.17	4	24.78	8	14.72	1	18.70	2	23.55	10	23.42	4	21.20	2	33.78	2	22.49	3
2	martin, jim	321.66	68	0	0	2	0	17.53	2	32.72	15	6.15	0	19.60	2	11.23	4	6.26	0	19.34	0	15.37	7	17.27	3	13.23	1	22.60	10	17.61	1	26.82	2	28.69	7	39.01	7	28.23	7
3	Hogan, Mark	327.31	111	0	2	0	0	21.38	9	21.99	3	7.11	6	22.82	10	10.13	6	5.31	0	30.37	17	15.10	11	18.65	4	16.95	5	21.22	7	23.22	9	23.80	7	29.27	5	38.70	12	21.29	0
4	Healy, Andrew	338.90	127	0	1	0	0	21.60	7	20.43	4	3.81	0	29.41	18	11.65	11	10.33	5	20.18	7	15.89	8	22.93	17	19.00	6	20.71	7	23.04	11	24.93	7	24.54	7	40.70	6	29.75	6
5	smushkin, gregory	366.88	76	2	0	1	0	22.35	6	29.39	3	8.59	8	21.32	3	16.44	12	7.35	2	24.04	4	14.36	2	19.51	7	21.37	2	32.89	14	21.29	1	23.18	1	29.85	6	42.16	4	32.79	1
6	Wagner, Kevin	386.67	72	0	1	0	0	25.54	3	38.56	2	7.98	8	21.84	6	9.56	4	6.94	0	30.03	7	17.81	8	24.38	3	19.53	2	30.28	0	25.65	9	24.39	3	29.54	4	49.87	12	24.77	1
7	Birchenough, Fred	419.87	182	1	3	0	0	37.10	9	24.38	10	14.05	16	26.46	6	16.60	20	9.00	0	27.63	6	22.57	6	23.33	16	23.63	20	27.27	6	28.76	14	31.68	8	31.79	8	50.03	37	25.59	0
8	Netinho, Richard	435.90	89	0	4	0	0	39.08	12	39.26	8	8.79	5	30.12	3	9.12	3	7.19	1	32.36	8	16.47	1	26.28	9	17.89	2	31.73	4	30.08	4	28.54	6	28.82	5	59.00	16	31.17	2
	Kelly, John	DNF																																					

ESP - Marksman

1	Healy, John	391.37	172	0	1	0	0	20.51	6	24.27	5	7.51	7	21.91	14	8.55	6	5.63	2	27.05	19	15.32	8	17.89	2	30.68	29	25.99	7	24.08	10	26.91	12	47.26	10	60.38	32	27.43	3
2	Davis, Justin	396.79	123	1	1	0	0	25.39	12	29.89	10	12.11	0	23.89	5	11.83	6	6.31	0	25.98	7	20.17	15	22.41	15	21.56	4	23.31	2	35.72	13	24.07	2	35.90	12	45.58	9	32.67	11
3	Doti, Dennis	405.45	63	3	3	0	0	27.59	5	38.22	2	5.91	1	22.75	1	11.00	4	7.52	0	36.41	7	17.11	4	27.80	6	18.16	0	26.22	4	25.60	9	25.06	4	35.36	2	45.96	12	34.78	2
4	Delea, Gregg	406.92	70	1	4	0	0	29.12	3	36.23	2	8.80	1	23.87	7	14.38	13	8.47	1	24.43	2	15.15	2	22.83	6	18.89	2	41.56	8	29.83	4	30.23	5	28.86	2	47.65	6	26.62	6
5	merrow, michael	408.40	124	1	2	0	0	30.53	14	29.12	11	5.17	0	26.69	8	12.90	7	7.99	0	30.04	7	18.25	12	21.22	7	23.57	3	31.21	11	24.80	4	25.92	7	40.31	6	51.48	23	29.20	4
6	Buckland, Kim	441.95	84	0	1	0	0	33.25	0	33.93	0	7.54	0	27.25	2	19.22	9	7.50	1	36.44	11	19.74	7	26.03	10	23.60	3	30.74	7	32.55	8	26.48	4	36.60	9	48.48	9	32.60	4
7	Parks, Joe	461.35	107	1	0	1	0	36.66	15	42.21	12	8.80	0	24.88	4	15.26	6	6.35	1	24.71	5	22.36	6	23.38	8	20.90	1	43.86	15	30.73	5	34.78	3	38.97	6	53.20	17	34.30	3
8	Todd, John	470.89	153	2	0	1	0	23.19	8	28.80	10	3.76	0	26.10	6	10.97	7	10.29	2	26.92	6	19.09	17	30.42	8	30.90	10	49.14	17	32.19	13	29.97	5	50.14	8	62.12	25	36.89	11
9	Rebello, Travis	471.16	131	2	3	1	0	35.10	12	38.42	16	8.17	0	26.70	4	14.20	14	10.16	0	27.75	0	18.53	8	37.20	12	26.35	2	24.93	2	31.34	9	30.47	3	50.43	19	58.27	28	33.14	2
10	Catterall, John	490.24	117	2	1	1	0	29.15	4	42.05	16	7.22	6	30.98	3	11.64	8	7.39	0	29.54	11	19.78	17	23.51	6	28.48	2	31.07											



New England Regional IDPA Championship

August 15 & 16, 2009

All Shooters




Match --- Penalties ---
 Score PD NT PE FN FTDR Stage 1 Stage 2 Stage 3 Stage 4 Stage 5 Stage 6 Stage 7 Stage 8 Stage 9 Stage 10 Stage 11 Stage 12 Stage 13 Stage 14 Stage 15 Stage 16

SSP - Master

DC Dolio, David	262.20	53	0	0	1	0	13.10	1	15.66	3	6.27	5	15.80	4	7.40	2	5.08	0	19.58	3	12.94	6	16.16	1	13.71	3	16.74	0	18.28	2	17.22	1	29.66	9	35.12	12	19.48	1
1 Gosselin, Greg	275.62	51	0	1	0	0	17.37	3	15.56	2	3.88	1	16.26	2	10.60	4	15.15	10	22.50	9	5.36	0	14.12	1	13.89	0	21.40	7	21.43	2	21.93	1	20.54	2	35.66	2	19.97	5
2 rios, fred	288.88	87	1	0	0	0	17.72	9	16.44	2	8.34	0	16.03	1	12.75	13	11.21	3	24.25	10	17.81	18	14.86	5	12.50	2	19.48	1	17.55	2	19.44	6	22.82	6	35.93	4	21.75	5
3 Marocchini, Andrew	307.17	97	0	1	0	0	34.22	11	16.97	3	6.56	1	20.49	10	8.72	4	5.11	0	25.73	15	14.16	3	17.35	7	17.39	8	18.84	3	22.98	10	22.33	10	22.04	6	34.05	3	20.23	3
4 Solimini, Dave	313.08	108	0	2	1	0	16.14	6	15.57	1	5.28	2	17.12	3	6.88	4	5.59	2	21.24	2	14.52	10	18.26	8	15.49	6	33.75	10	27.97	17	19.02	2	28.74	5	39.74	20	27.77	10
Masselli, Michael	DNF																																					

SSP - Expert

1 Eller, David	290.46	45	0	1	0	0	17.21	3	18.76	0	7.91	2	22.91	2	7.34	2	5.77	1	20.43	2	12.55	5	15.24	1	16.37	2	19.92	2	22.62	4	20.74	3	24.34	6	39.65	9	18.70	1
2 nash, matthew	304.28	84	1	1	2	0	15.57	2	18.65	9	3.48	0	20.01	6	11.73	9	5.96	0	21.28	7	14.12	4	27.58	11	14.10	3	21.87	0	19.97	5	17.95	4	33.09	10	37.74	12	21.18	2
3 Quintillio, Joe	311.09	105	0	3	0	0	25.38	8	19.45	7	9.44	7	21.33	7	12.06	14	4.62	0	18.40	5	15.44	10	14.84	3	12.76	1	25.10	1	23.73	14	21.21	1	27.73	4	38.63	18	20.97	5
4 Girardin, David	321.51	119	1	2	0	0	18.92	12	17.25	7	8.31	10	22.17	10	11.57	14	5.49	1	21.13	9	13.48	6	21.26	4	13.37	4	24.85	2	21.87	4	23.63	13	31.03	7	44.49	14	22.69	2
5 Richie, Dave	323.42	84	1	0	0	0	23.47	9	19.04	0	11.09	4	23.99	11	14.54	11	5.77	1	21.04	9	12.93	10	18.41	2	13.52	0	19.11	1	25.21	9	20.39	1	28.86	10	39.25	4	26.80	2
6 Greski, Leonard	328.03	105	0	1	0	0	17.90	2	23.86	11	3.48	1	16.72	2	10.68	9	5.90	0	26.13	16	15.02	4	18.97	7	16.93	7	23.41	2	24.55	4	23.48	4	24.71	6	49.93	19	26.36	11
7 Green, Jonathan	328.29	80	0	0	0	0	20.79	6	22.95	4	8.88	10	26.52	4	9.86	7	7.17	3	25.88	2	13.17	3	17.14	3	16.37	3	20.59	1	27.34	15	21.63	0	26.40	4	39.11	4	24.49	11
8 Jones, David E.	328.81	62	1	1	0	0	24.99	12	23.09	0	14.53	13	21.27	1	7.51	1	6.31	1	27.00	10	12.65	1	20.07	3	16.26	1	20.48	3	19.84	0	22.87	2	22.94	5	42.55	9	26.45	0
9 Burek, Mike	331.52	80	0	0	0	0	28.09	20	25.34	3	6.03	1	17.26	1	9.71	2	6.60	0	23.63	10	11.81	1	17.56	3	16.81	0	25.61	6	21.67	5	20.44	2	28.40	8	42.60	16	29.96	2
10 Olson, Carl	332.13	45	0	2	0	0	27.89	3	40.10	5	5.16	1	21.32	1	8.33	1	6.53	0	22.16	3	14.84	4	18.87	3	15.03	1	20.99	0	25.76	6	25.29	6	20.58	4	34.85	6	24.43	1
11 Moysey, Steve	340.16	84	1	1	0	0	25.44	7	23.62	4	3.78	0	28.83	11	10.60	1	6.84	0	28.29	13	14.75	5	16.50	5	16.54	0	20.93	1	23.93	8	23.91	2	31.15	8	40.70	13	24.35	6
12 Hartwell, Ed	353.39	97	0	2	1	0	24.17	9	31.49	9	6.74	5	20.39	3	15.91	21	6.84	1	23.80	7	15.05	4	16.20	2	18.24	3	23.10	1	20.68	4	21.99	2	35.28	11	43.15	8	30.36	7
13 Braden, Tony	361.42	62	0	1	1	0	23.53	7	31.16	2	5.94	0	22.34	3	7.96	1	6.22	0	25.76	2	15.79	4	21.73	10	17.71	1	26.23	2	29.42	16	25.50	1	32.92	7	43.47	4	25.74	2
14 Torres-Reyes, Laura	370.44	120	0	2	2	0	19.61	7	22.68	6	11.36	15	23.02	6	14.28	10	6.84	2	23.95	11	14.25	7	23.49	11	19.53	3	24.02	0	24.95	5	31.49	11	39.88	15	44.49	8	26.60	3
15 Dupont, Michael	422.86	166	3	1	1	0	35.83	22	29.96	7	6.84	5	21.82	6	11.74	9	7.07	4	29.04	13	23.11	13	20.32	10	23.41	6	28.83	6	28.62	10	23.05	3	45.28	12	56.98	37	30.96	3



New England Regional IDPA Championship

August 15 & 16, 2009


All Shooters



Match --- Penalties ---
Score PD NT PE FN FTDR Stage 1 Stage 2 Stage 3 Stage 4 Stage 5 Stage 6 Stage 7 Stage 8 Stage 9 Stage 10 Stage 11 Stage 12 Stage 13 Stage 14 Stage 15 Stage 16

SSP - Sharpshooter

1	Hsieh, Hanwei	305.78	72	0	0	0	0	17.27	1	21.51	3	6.77	2	25.40	11	7.86	3	5.27	0	17.98	3	13.40	9	18.38	2	16.23	2	26.68	6	22.29	6	20.45	4	24.51	3	39.02	16	22.76	1
2	Hsieh, De	308.94	70	0	3	0	0	18.23	3	23.65	0	7.92	6	17.62	3	10.77	7	5.39	1	19.68	1	12.97	7	16.59	5	18.46	2	26.27	1	22.15	4	21.60	1	26.89	7	39.71	20	21.04	2
3	Barker, Richard	324.54	108	0	1	1	0	17.08	3	19.47	2	3.69	0	23.70	13	7.97	4	5.63	2	26.09	12	16.03	12	16.74	3	15.28	1	35.83	18	22.92	2	22.55	3	27.85	13	40.83	11	22.88	9
4	Joffe, Michael	353.11	73	0	1	0	0	19.02	3	23.83	8	6.35	0	21.03	3	18.71	20	6.45	0	26.91	4	18.63	1	19.79	1	16.06	1	26.10	1	26.51	4	22.22	1	33.35	3	40.62	14	27.53	9
5	Harding, Eric	371.19	109	1	0	0	0	26.68	13	31.79	6	4.57	1	20.52	7	11.75	11	5.36	0	28.55	14	18.91	12	20.41	8	17.35	2	25.22	6	25.30	7	28.74	4	35.27	6	39.71	10	31.06	2
6	Neumann, Jeff	386.94	116	0	1	1	0	23.44	11	26.53	5	10.07	6	25.06	5	12.42	12	6.66	1	29.29	5	20.16	4	26.86	19	20.26	1	21.27	3	29.63	9	24.84	1	37.69	16	44.69	17	28.07	1
7	Biehl, Robert	387.24	68	0	1	1	0	27.80	6	36.09	0	6.98	6	24.69	1	12.47	11	6.60	0	30.91	4	14.17	2	20.23	3	20.74	5	20.95	0	24.80	4	24.44	2	37.68	12	46.41	7	32.28	5
8	Senesi, Alfred	387.92	86	2	3	0	0	24.12	2	28.53	2	7.58	7	22.67	3	12.80	13	5.78	0	28.50	8	16.51	4	23.35	11	22.82	2	26.63	3	36.51	9	23.09	3	37.37	7	43.34	6	28.32	6
9	Harding, Brian	391.23	89	0	4	0	0	28.99	4	30.07	1	7.76	7	21.85	0	8.93	4	6.88	2	30.78	11	18.55	15	20.61	2	21.98	1	25.71	0	28.79	13	30.90	4	35.11	11	47.32	14	27.00	0
10	Denys, Lou	401.89	84	2	2	0	0	18.83	5	22.96	2	12.36	2	23.16	8	11.50	1	8.15	1	28.42	6	16.80	8	17.38	3	17.87	5	35.39	5	31.05	7	22.13	0	42.72	10	66.48	19	26.69	2
11	Hutchinson, Dale	404.38	56	0	2	0	0	32.69	8	31.11	2	7.66	0	23.86	2	8.30	3	14.64	0	29.08	3	15.59	4	23.12	6	20.18	2	26.81	2	28.41	4	28.23	4	33.88	8	54.46	7	26.36	1
12	koebensky, david	406.84	98	1	0	0	0	24.50	6	37.88	3	7.73	3	20.49	5	17.24	12	6.79	2	28.53	9	21.39	14	21.29	10	19.18	0	31.71	0	30.10	10	25.54	2	38.47	8	43.89	5	32.11	9
13	Ellis, Rick	407.62	110	1	1	1	0	27.84	9	25.43	2	8.01	0	23.91	1	13.52	12	7.83	1	27.94	3	16.51	7	30.90	18	19.23	4	27.99	9	38.62	19	28.72	5	36.98	2	47.56	14	26.63	4
14	LoProto, Anthony	422.71	145	2	2	4	0	31.47	10	53.58	20	6.52	5	30.68	14	8.94	8	6.60	1	28.17	14	19.76	10	20.07	6	16.75	4	21.67	0	37.45	20	25.47	1	39.38	10	46.32	19	29.88	3
15	DiMarco, Paul	433.15	81	0	3	0	0	34.02	3	35.90	2	7.66	6	25.64	6	8.94	5	5.53	0	27.79	5	21.14	16	24.84	7	27.82	2	25.64	3	34.02	10	32.65	2	31.86	6	52.44	8	37.26	0
16	Coolidge, David	434.97	117	0	2	1	0	27.61	7	31.03	6	14.30	16	26.63	3	12.82	7	8.64	0	29.89	7	16.59	6	22.31	3	22.18	5	29.48	3	34.77	16	28.06	0	42.81	15	52.84	14	35.01	9
17	Stonehill, Robert	444.26	71	1	3	1	0	36.07	17	42.42	10	5.92	1	23.97	5	12.51	3	8.01	2	34.18	2	15.17	1	21.29	2	33.09	3	39.92	0	28.66	7	30.23	1	38.55	9	45.96	6	28.31	2
18	Courmoyer, Wilfrid	454.47	106	2	2	0	0	33.39	4	42.85	12	5.60	1	27.90	5	9.03	5	6.44	0	35.94	10	21.37	12	27.88	10	18.79	2	30.02	4	29.43	11	29.08	5	44.82	2	54.90	20	37.03	3
19	Eisenhower, Michael	474.83	146	0	1	1	0	35.62	16	39.81	15	11.04	11	30.42	9	10.76	5	8.59	1	29.84	11	21.33	7	26.03	9	21.13	4	51.74	9	33.14	2	31.58	4	38.61	15	58.40	26	26.79	2
20	McKeon, Jo-Anne	517.16	127	2	1	0	0	35.18	10	39.01	0	8.45	1	32.50	5	10.66	5	8.32	0	35.16	10	21.63	20	25.64	8	27.45	8	54.78	6	41.85	9	35.07	3	42.92	16	60.16	19	38.38	7
	Klokov, Vladimir	DQ																																					
	Picariello, Joe	DNF																																					
	Milburn, Rich	DQ																																					
	Le, Diana	DNF																																					



New England Regional IDPA Championship

August 15 & 16, 2009




All Shooters

Match --- Penalties ---
 Score PD NT PE FN FTDR Stage 1 Stage 2 Stage 3 Stage 4 Stage 5 Stage 6 Stage 7 Stage 8 Stage 9 Stage 10 Stage 11 Stage 12 Stage 13 Stage 14 Stage 15 Stage 16

SSP - Marksman

1	corwell, andrew	383.68	139	0	1	0	0	17.34	2	25.29	13	10.03	6	26.33	7	9.79	6	5.73	0	30.05	14	18.15	13	18.44	9	22.91	2	24.22	2	32.52	15	24.49	2	35.39	7	53.52	35	29.48	6
2	Piche, Steve	399.29	117	0	3	1	0	26.61	6	41.40	12	6.92	0	23.03	12	16.12	17	7.08	2	30.32	13	15.28	7	21.71	8	20.76	7	22.93	3	25.47	5	25.43	3	37.52	5	51.64	14	27.07	3
3	Allen, John Philip	401.35	92	0	1	0	0	27.31	9	39.20	3	8.22	9	29.61	6	11.34	7	6.00	0	30.92	0	13.14	2	23.30	8	18.48	0	24.11	6	31.46	9	27.55	3	34.71	10	46.86	14	29.14	6
4	fusco, mike	416.88	177	2	2	0	0	32.09	13	32.22	13	6.82	6	29.33	22	14.20	13	6.41	0	28.65	13	22.80	13	20.77	12	23.54	3	26.59	10	33.02	14	31.42	8	33.60	11	46.89	21	28.53	5
5	Allen, Patrick	419.43	149	0	3	0	0	31.18	9	27.44	10	4.15	1	31.18	22	10.89	7	6.60	1	31.48	4	16.19	6	23.21	8	20.17	3	27.88	9	30.92	5	30.65	5	37.75	10	55.54	36	34.20	13
6	Follo, Mike	424.14	118	0	3	0	0	29.18	10	30.98	6	11.16	11	30.84	5	9.77	7	8.15	2	32.09	6	17.33	8	29.85	12	21.68	6	27.06	1	29.43	10	32.99	6	35.54	11	52.22	14	25.87	3
7	Strangia, Mike	437.10	146	1	1	1	0	32.38	19	35.35	10	3.81	1	22.91	6	9.72	5	6.81	1	28.98	6	24.86	20	21.96	4	28.15	7	30.84	9	36.04	15	30.34	7	38.88	12	52.58	17	33.49	7
8	Rogers, Weston	447.92	179	1	2	2	0	28.13	21	36.78	10	9.90	9	23.50	9	14.61	9	10.18	7	29.98	7	16.53	5	23.94	4	26.70	9	28.13	5	46.00	33	25.39	6	35.90	7	54.18	26	38.07	12
9	Dalena, Cyndi	460.98	134	0	1	2	0	28.68	3	24.46	3	6.33	4	28.55	6	14.54	13	7.71	0	31.01	6	18.85	2	23.93	10	24.83	5	43.75	12	48.51	25	31.59	4	39.99	16	56.76	22	31.49	3
10	Anthony, Michael	462.94	122	1	2	1	0	31.16	13	26.84	9	10.94	12	23.56	4	9.88	5	10.32	1	32.97	1	22.14	7	28.51	8	25.39	4	65.17	6	30.21	10	27.01	0	38.01	14	51.47	22	29.36	6
11	Robinson, Bobby	469.97	119	0	5	1	0	39.61	14	39.92	15	12.56	11	29.42	2	14.37	5	11.33	0	28.91	6	17.42	13	25.41	2	26.96	6	29.40	6	38.56	14	28.71	3	39.01	15	52.50	4	35.88	3
12	Klavysyuk, Aleksey	472.11	144	0	2	1	0	40.40	18	32.65	3	10.65	11	25.81	1	16.23	26	9.80	2	25.26	5	19.73	18	27.11	7	20.26	3	33.14	8	29.44	6	29.84	8	47.81	9	60.71	10	43.27	9
13	Hartel, Steve	473.44	101	1	1	1	0	29.64	13	41.99	14	9.42	8	27.71	1	13.60	5	6.97	0	32.78	6	21.99	3	27.96	9	27.26	2	26.31	4	29.02	5	32.38	1	53.03	9	58.35	18	35.03	3
14	Perry, Thomas d.	482.02	108	1	4	1	0	33.65	1	32.91	4	7.71	1	27.60	4	19.13	11	6.85	0	27.33	4	18.63	11	32.63	19	24.05	3	38.39	8	33.58	9	59.20	12	35.58	7	53.77	11	31.01	3
15	Havens, Greg	482.19	103	0	3	1	0	30.41	4	52.75	11	9.55	6	32.92	1	16.07	9	18.95	10	33.22	2	24.03	2	28.45	17	22.29	6	25.98	2	34.27	6	33.27	4	33.05	8	55.03	9	32.95	6
16	Strom, Donald	482.49	40	0	6	0	0	37.95	3	31.22	0	11.86	5	36.57	1	9.87	1	7.50	2	31.49	4	19.59	7	33.84	6	23.85	2	31.67	4	30.57	3	34.84	0	42.58	1	64.38	0	34.71	1
17	Fleming, Mike	492.72	118	0	4	0	0	33.06	3	40.77	12	8.97	7	33.71	10	12.31	5	7.64	0	36.14	3	18.79	4	29.60	14	24.76	4	35.81	2	35.05	16	43.87	10	42.50	4	50.71	14	39.03	10
18	French, D. Michael	501.47	124	2	2	1	0	31.27	9	34.26	9	15.82	8	30.41	3	12.55	4	11.18	1	33.39	5	19.26	11	29.34	7	25.28	5	40.51	11	37.40	7	35.38	7	45.65	8	54.20	21	45.57	8
19	Hallowell, Mike	504.33	194	1	4	1	0	38.32	18	43.89	14	7.23	7	26.89	16	10.69	5	10.81	5	33.33	23	22.10	8	35.74	14	25.31	11	37.07	4	46.17	27	29.24	3	41.58	3	62.48	30	33.48	6
20	Konnikov, Michael	515.43	138	1	7	2	0	28.27	8	31.47	9	8.26	10	26.65	3	12.99	12	6.82	0	42.35	7	20.30	10	27.33	8	28.08	6	63.01	2	40.64	15	34.34	5	43.22	14	63.08	22	38.62	7
21	Krygowski, John	524.16	181	4	6	4	0	59.21	41	50.95	19	5.37	1	33.19	8	12.90	4	10.86	1	29.69	10	18.76	4	27.48	6	28.21	11	27.69	6	40.66	23	38.46	3	37.02	11	57.63	24	46.08	9
22	Kraft, Bruce	531.31	116	1	4	0	0	42.45	11	37.28	6	13.51	10	30.89	5	15.76	12	7.77	1	33.67	7	20.42	5	27.35	6	22.11	3	37.33	17	33.71	3	43.25	1	54.06	11	71.62	16	40.13	2
23	Medeiros, Lucilio	543.08	157	0	2	0	0	42.50	7	36.47	7	12.43	8	24.40	6	16.59	14	8.13	1	40.47	4	25.05	11	27.34	10	25.49	7	60.07	4	40.46	16	30.79	5	44.04	8	71.75	39	37.10	10
24	Oliver, Mark	544.09	192	1	5	3	0	30.46	9	45.49	10	5.64	1	38.45	4	11.02	10	10.16	1	42.54	19	35.54	20	42.54	26	21.51	5	37.02	3	42.40	29	36.27	4	41.94	14	58.19	26	44.92	11
25	Yake, Bonnie	554.39	185	1	3	0	0	38.31	21	38.59	8	15.01	18	31.41	9	9.71	2	6.97	1	34.03	15	23.27	12	27.95	9	22.58	2	51.38	20	41.21	11	60.69	13	42.00	0	65.81	32	45.47	12
26	French, Gregory	557.00	206	2	4	2	0	36.10	18	41.12	6	12.19	10	29.15	4	20.22	20	8.52	1	46.30	13	26.59	24	37.99	16	26.06	10	47.47	20	34.62	7	39.97	7	49.20	12	60.25	33	41.25	5
27	Cunningham, John	564.46	123	2	2	0	0	49.69	3	44.64	8	9.11	1	36.39	2	13.53	14	9.70	0	40.72	3	25.69	11	28.65	12	20.07	0	47.73	15	47.12	2	39.07	3	46.55	10	68.98	38	36.82	1
28	Matros, Roger	585.44	158	0	7	1	0	48.33	10	42.64	4	35.19	5	10.88	2	13.78	6	10.43	0	31.46	8	22.93	2	41.03	30	21.37	6	32.83	8	38.09	18	35.25	4	79.59	15	66.00	29	55.64	11
29	Wyatt, Mark	599.29	243	3	1	4	0	34.20	24	58.74	22	12.92	5	34.79	21	15.40	15	9.71	1	39.92	15	26.48	14	32.20	13	22.39	5	42.60	19	40.27	6	37.63	10	65.88	17	64.01	28	62.15	28
30	Austin, Richard	627.59	188	5	4	2	0	35.99	13	51.44	21	5.86	1	41.91	7	12.42	5	7.37	1	38.95	11	25.50	9	35.27	8	26.14	11	46.24	18	39.50	10	51.08	4	87.26	17	77.26	42	45.40	10
31	Annino, John	674.51	241	2	3	8	0	30.28	6	51.24	14	14.20	11	33.26	9	19.30	6	11.82	1	33.27	14	20.60	9	44.9															



New England Regional IDPA Championship

August 15 & 16, 2009

All Shooters




Match --- Penalties ---
Score PD NT PE FN FTDR Stage 1 Stage 2 Stage 3 Stage 4 Stage 5 Stage 6 Stage 7 Stage 8 Stage 9 Stage 10 Stage 11 Stage 12 Stage 13 Stage 14 Stage 15 Stage 16

SSR - Expert

1	Bodle, Ronald	342.06	54	1	0	0	0	19.37	2	23.16	4	5.10	3	25.47	1	12.19	2	5.53	0	23.10	2	14.29	10	17.87	4	15.20	1	29.23	3	24.11	2	25.49	4	33.89	3	38.48	4	29.58	9
2	Sines, Kris	349.21	78	0	1	0	0	16.71	6	19.52	2	3.80	1	26.40	4	12.95	13	6.62	2	29.08	1	15.03	3	20.14	8	17.66	2	28.85	8	29.30	5	28.36	0	29.69	5	41.96	11	23.14	7
3	McKee, Steven	365.93	74	0	2	0	0	23.70	2	24.58	2	7.11	7	23.17	1	14.85	12	6.04	1	29.83	4	11.60	6	17.86	2	18.68	2	29.12	2	26.78	5	28.54	4	36.97	7	43.75	11	23.35	6
4	Palka, Frank	376.71	61	0	0	0	0	23.13	2	25.05	1	31.30	2	24.97	4	8.81	4	25.01	3	29.70	1	16.89	7	32.18	7	19.00	0	20.04	6	35.34	6	12.57	5	5.07	2	42.85	9	24.80	2

SSR - Marksman

1	Barber, Chad	414.07	52	0	2	0	0	20.92	2	34.97	2	7.42	3	32.78	6	10.90	8	6.49	0	32.64	5	16.16	6	21.52	6	18.54	0	37.75	0	31.63	9	32.08	1	32.45	2	50.65	2	27.17	0
2	Critser, Mike	520.56	177	1	2	2	0	28.05	11	29.53	1	9.48	11	39.27	10	16.03	16	14.73	2	36.15	9	19.94	16	23.52	14	20.45	6	51.81	11	40.25	12	39.89	10	50.85	14	64.19	19	36.42	15
3	Cronin, Frank	521.03	129	1	3	0	0	47.04	17	37.11	8	5.51	1	36.03	4	14.92	7	8.32	0	38.18	8	21.52	13	30.98	21	25.18	1	42.52	8	30.10	4	37.27	2	64.55	13	54.05	19	27.75	3



New England Regional IDPA Championship August 15 & 16, 2009

All Shooters



Stage Descriptions


- Stage 1 - Risky Kream
- Stage 2 - Lights Out
- Stage 3 - Cartel Talk 1
- Stage 4 - Cartel Talk 2
- Stage 5 - Wounded Warrior
- Stage 6 - Uneasy Rider 1
- Stage 7 - Uneasy Rider 2
- Stage 8 - Meet Him Half Way
- Stage 9 - Doctor's Office 1
- Stage 10 - Doctor's Office 2
- Stage 11 - Case Stays With Me
- Stage 12 - Cover, Cover Again
- Stage 13 - Home Invasion 1
- Stage 14 - Home INvasion 2
- Stage 15 - Left, Right, Flat
- Stage 16 - Trouble is Around the Corner

Total Match Penalties:

- Target Points Down (PD) - 14,830
- Hits on Non-Threats (NT) - 103
- Procedural Errors (PE) - 262
- Failures to Neutralize (FN) - 98
- Failures to Do Right (FTDR) - 1
- Shooter Disqualifications (DQ) - 5

Key to Penalties:

- PD** = Target Points Down. Each point down adds 1/2 second to your score.
- NT** = Hit on Non Threat target. Each HNT adds 5 seconds to your score.
- PE** = Procedural Error. Each adds 3 seconds to your score.
- FN** = Failure to Neutralize (no hits in the 0 or -1 zone) Each adds 5 seconds to your score.
- FTDR** = Failure To Do Right - adds 20 seconds to your score.



New England Regional IDPA Championship August 15 & 16, 2009

All Shooters



Key to Abbreviations:

CDP = **Custom Defensive Pistol**, such as 1911. Must be .45 ACP with maximum magazine load of 8 rounds

ESP = **Enhanced Service Pistol**, single action or SA/DA such as H&K P7 or CZ-75 or Springfield XD

SSP = **Stock Service Pistol**, double action or 'Safe Action' such as Glock or SIG

ESR = **Enhanced Service Revolver**, rimmed or rimless ammo, full moon clip, power factor of 165,000

SSR = **Stock Service Revolver**, rimmed case ammo, no full moon clips

DNF = **Did Not Finish** **DQ** = **Disqualified**